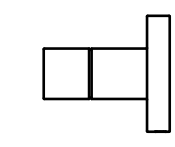
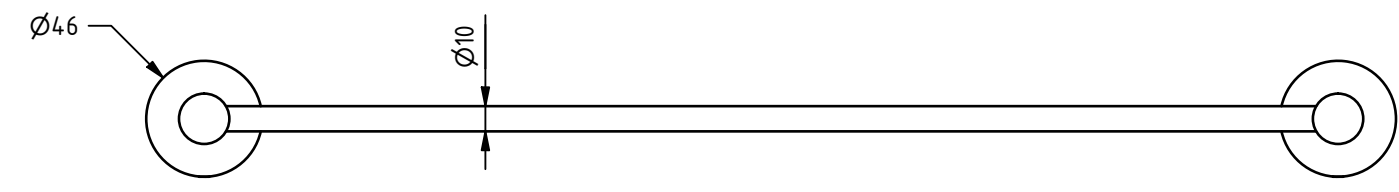
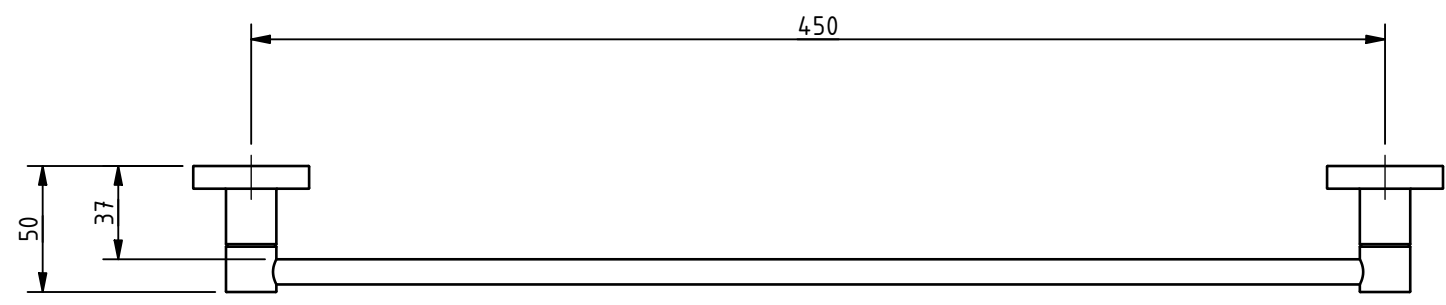


PRODUCT INFO: 343001 - TOWEL RAIL, 450mm

ALL DIMENSIONS ARE IN mm UNLESS STATED OTHERWISE



MKT-343001 REV 1

DISCLAIMER: NYMAS GROUP MAKES EVERY EFFORT TO ENSURE THAT THE INFORMATION PROVIDED ON THIS DRAWING IS CORRECT. HOWEVER, WE CANNOT GUARANTEE THIS, AND ACCEPT NO LIABILITY FOR ANY INFORMATION OR ADVICE GIVEN ON THIS DRAWING.

NYMAS GROUP